I.T.S.

PL

PILON LOCKING PLATE

emergency team for broken bones®

Features

Material:

- Plate material: Titanium
- Screw material: TiAl6V4 ELI
- Easy removal of the implant after fracture healing
- Increased fatigue strenth of the implants
- Decreased addiction to cold bonding
- Decreased risk of infection and allergy

PILON PLATE

emergency team for broken bones®

Indications

- Fractures of the tibial pilon of AO classification A3, especially groups C2 and C3.

Contraindications

- Very advanced osteoporosis with very soft bones
- Skin and soft-tissue problems which prevent a tension-free closure of the skin

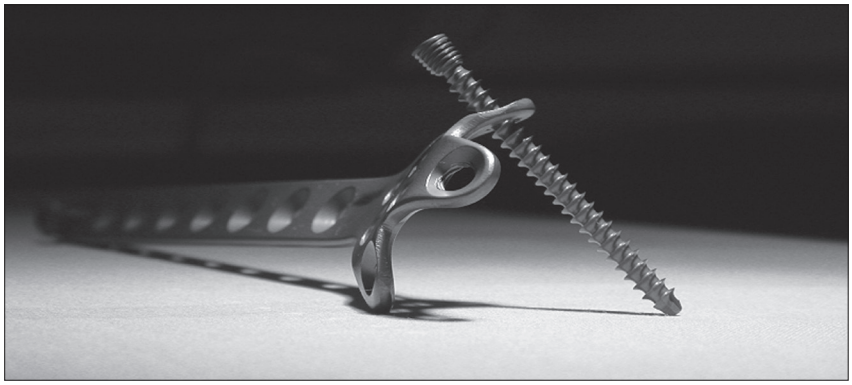

locking PILON PLATE

Features

Implant:

- Multidirectional Locking
- Optimal reconstruction of the joint
- Free choice of screw angle
- Ø 4.5 mm Cortical Screws
- Ø 4.2 mm locking Cancellous Screws
- Anatomically contoured
- Plate lengths: 4, 6, 8 - hole

All I.T.S. locking plates are anatomically pre-contoured. In the unlikely event that the plate has to be formed to the bone please notice that slight contouring is possible.

ATTENTION: Significant bending at the locking holes will reduce locking effectiveness and if bend more than once in both directions it might weaken the titanium plate strongly.

Locking Pilon Plate

for the treatment of complex fractures of the tibial pilon

Fractures of the tibial pilon of AO classification C2 and C3 present a serious problem for the reposition of the fracture, and especially for stabilisation of the reposition results until healing has occurred.

Collapsing of comminuted zones or partial lysis of corticospongiosal chips or spongiosa often lead to defective positions in the upper ankle joint despite exact primary reposition.

For this reason we developed an locking Pilon Plate in 2002. It consists of titanium, has a low profile height and is anatomically contoured in the distal area.

The angular stability is achieved by displacing harder screws in the plate.

The screws can be set in not only at 90° but also up to 15° deviation.

PILON PLATE

emergency team for broken bones®

Time of operation

- Primarily: in the first hour after trauma
- Secondarily: after swelling has subsided; intermediate fixation by means of a external fixator or by means of extension.

Surgical technique

Under a general anaesthetic or regional anaesthetic with pneumatic partial deprivation of blood supply.

Path of access

1.) medial skin incision or stab incision or small auxiliary incisions.
2.) reposition and reconstruction of joint unit by means of the small medial skin incision or percutaneously or by small auxiliary incisions. Fixation using small-fragment screws or drill wires; fill defects using corticospongiosal chips or bone substitute.
3.) manoeuvre the pilon plate over the medial skin incision.
4.) fasten the pilon plate onto the tibial shaft percutaneously using cortex screws.
5.) reposition the joint unit onto the pilon plate and fasten using stable-angle screws.
6.) skin closure using tension-free single button sutures.

Postoperativ

Elastic bandage and no stress according to fracture for between 8 and 12 weeks.

After swelling has subsided, physiotherapy should be started.

locking PILON PLATE

Results

Up to now, persons treated with locking Pilon Plates have been men between the ages of 29 and 50. These include both fresh pilon fractures and corrections after deformed healed fractures.

The fresh fractures were all C3 fractures, and the corrections were C3- and A2- fractures after primary treatment with locking pin.

In all cases closure of the wound was achieved and primary healing took place.

The cases which we have observed up to now have shown no change of reposition results or correction results up to bony consolidation, which occurred between 8 and 12 weeks postoperatively

Up to the point of healing of bony tissue, free or almost free mobility was achieved in all cases.

PILON PLATE

emergency team for broken bones®

Summary

The locking Pilon Plate is a minimally invasive implant for complex fractures of the pilon with intact skin and soft-tissue state.

It enables mobilisation-stable fixation and with the help of early exercise therapy leads to good or excellent results.

locking
PILON PLATE

PILON PLATE

emergency team for broken bones®

		Order No.
1	Pilon Plate, Wide, 4-Hole	21091-4
2	Pilon Plate, Wide, 6-Hole	21091-6
3	Pilon Plate, Wide, 8-Hole	21091-8
4	Cortical Screw, D=4.5mm, L=28mm, metric Thread	32451-24
	Cortical Screw, D=4.5mm, L=32mm, metric Thread	32451-28
	Cortical Screw, D=4.5mm, L=36mm, metric Thread	32451-32
	Cortical Screw, D=4.5mm, L=40mm, metric Thread	32451-36
	Cortical Screw, D=4.5mm, L=44mm, metric Thread	32451-40
	Cortical Screw, D=4.5mm, L=46mm, metric Thread	32451-44
	Cortical Screw, D=4.5mm, L=48mm, metric Thread	32451-48
	Cortical Screw, D=4.5mm, L=50mm, metric Thread	32451-50
5	Cancellous Screw, Locking, D=4.2mm, L=18mm	37422-18
	Cancellous Screw, Locking, D=4.2mm, L=20mm	37422-20
	Cancellous Screw, Locking, D=4.2mm, L=22mm	37422-22
	Cancellous Screw, Locking, D=4.2mm, L=24mm	37422-24
	Cancellous Screw, Locking, D=4.2mm, L=26mm	37422-26



locking
PILON PLATE

Cancellous Screw, Locking, D=4.2mm, L=28mm	37422-28
Cancellous Screw, Locking, D=4.2mm, L=30mm	37422-30
Cancellous Screw, Locking, D=4.2mm, L=32mm	37422-32
Cancellous Screw, Locking, D=4.2mm, L=34mm	37422-34
Cancellous Screw, Locking, D=4.2mm, L=36mm	37422-36
Cancellous Screw, Locking, D=4.2mm, L=38mm	37422-38
Cancellous Screw, Locking, D=4.2mm, L=40mm	37422-40

PILON PLATE

emergency team for broken bones®

	Cancellous Screw, Locking, D=4.2mm, L=42mm	37422-42
	Cancellous Screw, Locking, D=4.2mm, L=44mm	37422-44
	Cancellous Screw, Locking, D=4.2mm, L=46mm	37422-46
	Cancellous Screw, Locking, D=4.2mm, L=48mm	37422-48
	Cancellous Screw, Locking, D=4.2mm, L=50mm	37422-50
6	Screw Driver, WS 2.5, Self Holding Sleeve	56252
7	Screw Driver, WS 3.5, Conic, Self Holding	56352-SH
8	Depth Gauge, Solid Small Fragment Screws	59022
9	Spiral Drill, D=2.5mm, L=180 mm, AO Connector	61253-180
10	Spiral Drill, D=3.5mm, L=110 mm, AO Connector	61353-110
11	Drill Guide, D=2.5/3.5mm	62252
12	Sterilization Tray, Pilon Plate, Wide	50150



locking
PILON PLATE

I.T.S. GmbH
part of the MED-HOLD GROUP
Autal 28, 8301 Lassnitzhöhe
Austria

Tel.: +43 | 316 | 211 21 0
Fax: +43 | 316 | 211 21 20
office@its-implant.com
www.its-implant.com

CE 0297

Order No. PL-OP-0309-E

© I.T.S. GmbH Graz/Austria
2009. Subject to technical
alterations, errors and
misprints excepted.